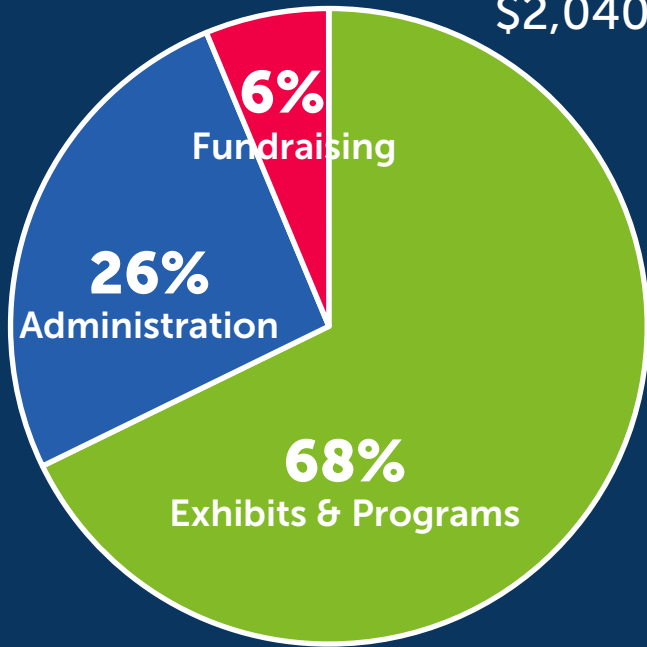


2020 by the Numbers

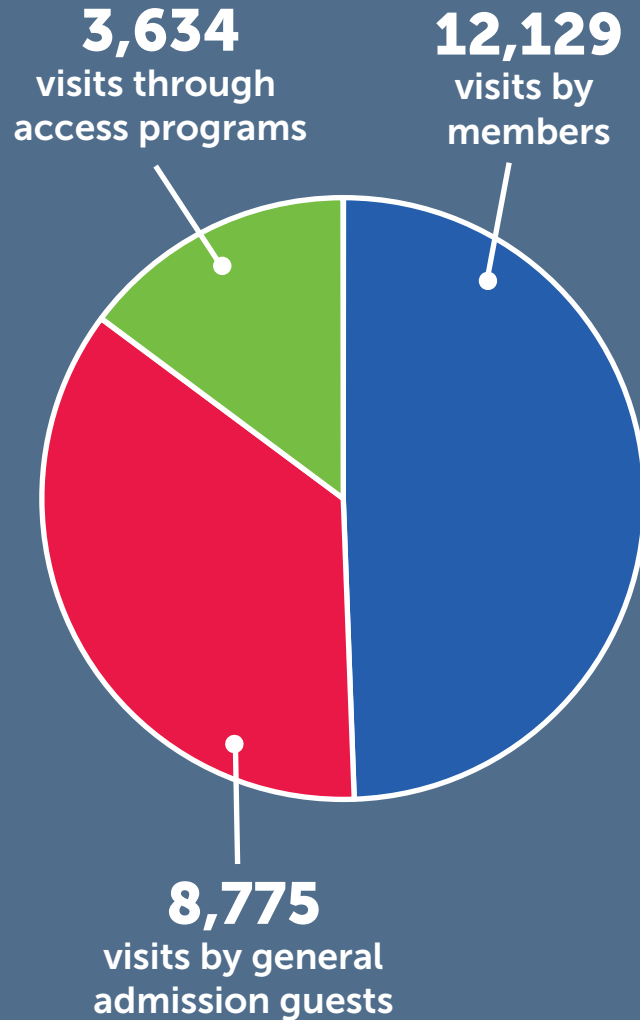
Expenses

\$2,040,362



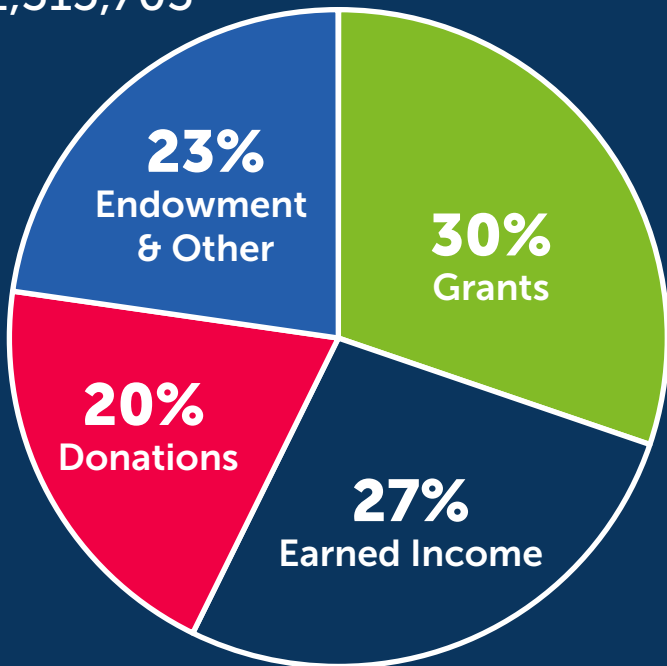
Total Attendance:

24,538



Revenue*

\$2,315,703



[Download
2020 Endowment
Fund Report](#)

*Revenue does not include unrealized and realized gains/(losses) on investments. Revenue does include donations to the endowment.

**SC Endowment
Information for Annual Report**

Endowment Value	12/31/20
Balance as of 1/1/2020	\$ 5,411,506
Contributions in 2020	56,577
Change in Market Value	792,532
Distribution to Sciencenter*	206,000
Balance as of 12/31/20	\$ 6,054,615

	Fund Value as of 12/31/2020
Bloch Fund	\$ 18,203
Saltonstall Fund	32,482
Trautmann Fund	114,233
Morton Fund	154,365
Bassett Fund	142,965
Sustainability Fund	606,710
Cowie Fund	192,957
Connect to the Ocean Fund	77,183
New Initiatives Fund	108,056
Field Trip Fund	559,914
Cayuga County Field Trip Fund	308,730
New Visions	409,068
25th Anniv	96,581
Cottrell Family Fund	38,591
Yale Family Fund	61,303
Hutcheson Fund	92,619
Spitz Fund	829,852
General Fund	1,332,062
Board Designated Endowment	878,742
Total Endowment	\$ 6,054,615

*Four of the endowment funds have restrictions placed on the distribution to the Sciencenter. These funds include: Cayuga County Field Trip Fund, Field Trip Fund, Morton Fund, and Sustainability Fund. The Organization has used all of the income earned on these investments for the specific purposes of each Fund.